

Registering for network labs



The process is slightly different depending on whether you're registering for Essilor labs, Essilor partner labs or Luxottica Lab Services

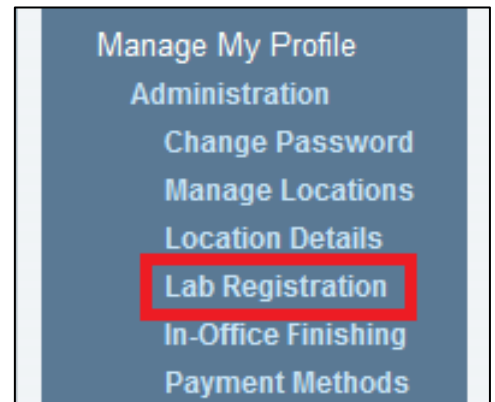


You can register for as many labs as you want

How to register lab account(s) for your EyeMed orders

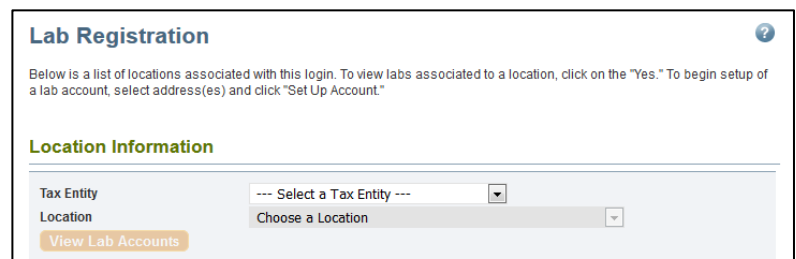
STEP 1

Navigate to the **Provider Tools** sidebar. Under **Manage My Profile**, select **Lab Registration**.



STEP 2

Select the **Tax Entity** and **Location** from the drop-down menus to view the lab accounts on file for the selected location.



STEP 3

Find the lab account you'd like to use. You can filter the results by typing the information like lab name, state, lab account or services provided in the **Filter** box.

Lab Registration

Below are the labs currently available to you. To continue the setup process, click the radio button next to the lab of your choice.

Location [\(Change Location\)](#)

Select a Lab

Show 10 entries Filter:

Lab Name	City	State	Services Provided
<input type="radio"/> Southern Optical	Pearl	MA	Commercial 1 Commercial 2 Commercial VCP 1 Commercial VCP 2
<input type="radio"/> Meridian Optical Laboratory	Phoenix	AZ	Commercial 1 Commercial 2 Commercial VCP 1 Commercial VCP 2
<input type="radio"/> Bristow Optical	Tucson	AZ	Commercial 1 Commercial 2 Commercial VCP 1 Commercial VCP 2
<input type="radio"/> Bartley Optical	Azusa	CA	Commercial 1 Commercial 2 Commercial VCP 1 Commercial VCP 2
<input type="radio"/> Elite Optical	Rancho Dominguez	CA	Commercial 1 Commercial 2 Commercial VCP 1 Commercial VCP 2
<input type="radio"/> Elite Optical	Sacramento	CA	Commercial 1 Commercial 2 Commercial VCP 1 Commercial VCP 2
<input type="radio"/> Meridian Optical Laboratory	San Diego	CA	Commercial 1 Commercial 2 Commercial VCP 1 Commercial VCP 2
<input type="radio"/> Elite Optical	Visalia	CA	Commercial 1 Commercial 2 Commercial VCP 1

If the account has an **Enabled** status, you'll be able to use that lab account for all indicated services.

Tax Entity Location [\(Change Location\)](#)

Lab Accounts

Below is a list of lab accounts associated with this location. Click the Change link to enable or disable a lab account for use for EyeMed orders.

Show 10 entries Filter:

Name	Location	Phone	Account Number	Services Provided	Status
<input type="checkbox"/> Select Optical	Columbus, OH	800-331-1603	2676	Commercial 1 Commercial VCP 1 Commercial 2 Commercial VCP 2	Enabled (Change)

Showing 1 to 1 of 221 registered lab accounts

Click the Create New ELOA Lab Account button to set up a new ELOA account with an Essilor ELOA lab. To set up accounts for other labs, call the lab to create the lab account, then return to the Lab Registration page to enable the lab account (please allow at least 24 hours for the lab account to be visible).

[Create New ELOA Lab Account](#)

When you participate in different EyeMed programs, we'll tell you which lab services are required. As long as the lab you registered for provides the services needed for the program, you will not have to re-register

How to enable an Essilor account

If the ELOA account you'd like to use is disabled, you need to:

STEP 1

Select **Change** under the status box.

Lab Accounts

Below is a list of lab accounts associated with this location. Click the Change link to enable or disable a lab account for use for EyeMed orders.

Show **10** entries Filter:

Name	Location	Phone	Account Number	Services Provided	Status
Select Optical	Columbus,OH	800-331-1603	2676	Commercial 1 Commercial VCP 1 Commercial 2 Commercial VCP 2	Disabled Change


Showing 1 to 1 of 221 registered lab accounts

STEP 2

Accept the Essilor terms and conditions.

Provider Tools **Lab Registration**

Terms of Conditions

ESSILOR REQUIRED SIGNATURE 

I confirm that the accounts I have selected for use for EyeMed member orders are existing accounts between BUYER and Essilor.

I confirm that I am an authorized representative of Buyer with the requisite power and authority to authorize these accounts for use for lab orders for EyeMed members.

I confirm and authorize the selected account(s) to be used by Essilor in completion of purchases for EyeMed members, thereby obligating BUYER to pay for such purchases in accordance with the applicable terms and conditions.

Select Optical	Columbus,OH	800-331-1603	2676	Commercial VCP 1 Commercial 2 Commercial VCP 2	Disabled Change
----------------	-------------	--------------	------	--	---------------------------------

Showing 1 to 1 of 221 registered lab accounts

The lab should now appear as enabled.

Lab Accounts

Below is a list of lab accounts associated with this location. Click the Change link to enable or disable a lab account for use for EyeMed orders.

Show **10** entries Filter:

Name	Location	Phone	Account Number	Services Provided	Status
Select Optical	Columbus,OH	800-331-1603	2676	Commercial 1 Commercial VCP 1 Commercial 2 Commercial VCP 2	Enabled Change

Showing 1 to 1 of 221 registered lab accounts

How to enable a Luxottica Lab Services account

If the LLS account you'd like to use is disabled, you need to:

STEP 1

Select **Change** under the status box.

Lab Accounts

Below is a list of lab accounts associated with this location. Click the Change link to enable or disable a lab account for use for EyeMed orders.

Show entries Filter:

Name	Location	Phone	Account Number	Services Provided	Status
Luxottica Lab Services	Dallas, TX	855-522-4545	21138448	Commercial 1 Commercial 2 Commercial VCP 1 Commercial VCP 2	Disabled (Change)

STEP 2

Accept the Luxottica Lab Services terms and conditions.

Terms of Conditions

By checking this box, you agree to the terms and conditions. [Terms and Conditions](#)

The lab should now appear as enabled.

Lab Accounts

Below is a list of lab accounts associated with this location. Click the Change link to enable or disable a lab account for use for EyeMed orders.

Show entries Filter:

Name	Location	Phone	Account Number	Services Provided	Status
Luxottica Lab Services	Dallas, TX	855-522-4545	21138448	Commercial 1 Commercial 2 Commercial VCP 1 Commercial VCP 2	Enabled (Change)

How to set up a new ELOA lab account in real time

STEP 1

Scroll to the bottom of the Lab Accounts results page and select the **Create New ELOA Lab Account** button.

Dallas DC Lab	Dallas,TX	5471	Commercial 2 Commercial VCP 2	Disabled (Change)
Dallas DC Lab	Dallas,TX	6168	Commercial 1 Commercial VCP 1 Commercial 2 Commercial VCP 2	Disabled (Change)
Dallas DC Lab	Dallas,TX	6169	Commercial 1 Commercial VCP 1 Commercial 2 Commercial VCP 2	Disabled (Change)
Dallas DC Lab	Dallas,TX	6170	Commercial 1 Commercial VCP 1 Commercial 2 Commercial VCP 2	Disabled (Change)
Dallas DC Lab	Dallas,TX	6181	Commercial 1 Commercial VCP 1 Commercial 2 Commercial VCP 2	Enabled (Change)
Walman Traverse City	Dallas,TX	TEST123	Commercial 1 Commercial VCP 1 Commercial 2 Commercial VCP 2	Enabled (Change)

Showing 1 to 10 of 221 registered lab accounts

[First](#)
[Previous](#)
[1](#)
[2](#)
[3](#)
[4](#)
[5](#)
[Next](#)
[Last](#)

Click the Create New ELOA Lab Account button to set up a new ELOA account with an Essilor ELOA lab. To set up accounts for other labs, call the lab to create the lab account, then return to the Lab Registration page to enable the lab account (please allow at least 24 hours for the lab account to be visible).

Create New ELOA Lab Account

STEP 2

Fill out the corresponding information and accept the terms and conditions.

Legal Entity Name:
Business Owner:
Address:

Additional Information Required for Account Creation

Legal Entity Type: *

Billing/Shipping E-mail Address: *


Billing/Shipping Contact First Name: *

Billing/Shipping Contact Last Name: *

Billing/Shipping Contact Phone: - - *

* Required Fields

ESSILOR REQUIRED SIGNATURE



I Accept Name:

By clicking "I Accept" you represent, agree and acknowledge as follows: (1) you have read, understand and agree to be bound by the Terms and Conditions; (2) you have full authority to bind the business, entity and/or individual(s) indicated in your application to the [Terms and Conditions](#) including the terms of the Personal Guaranty; (3) you consent to the electronic exchange of information and approvals in this transaction and intend to be bound thereby; and (4) you agree and consent that EyeMed Vision Care, LLC and /or its related entities, as applicable ("EYEMED") is not a party to and has no responsibility or obligation to BUYER as it relates to these Terms and Conditions.

Some documents on this page require Adobe Acrobat Reader. If you do not have Acrobat Reader, you can [download](#) it for free.

Setting up an LLS or non-ELOA lab account that's part of the EyeMed network

Contact the lab and set up an account with the lab directly. The new account will appear in your list Registered Labs within 24-48 hours, at which time you can enable it using the process above

Luxottica Lab Services contact: 885.522.4545

Contact information

Customer Care Center: 888.581.3648

For questions on claims, associating a network lab or on claims reconciliation.

Essilor lab questions: 888.889.9680

For help locating an existing ELOA account, to make changes to lab account (including updating contact or billing information) or to change or inquire about in-process lab orders.

Luxottica Lab Services (LLS): 855.522.4545

For help setting up an LLS account, locating an existing LLS account, to make changes to lab account (including updating contact or billing information) or to change or inquire about in-process lab orders.